








NORDELETRONICA

www.nordelettronica.it

BATTERY CHARGER

NE244-T

-  ISTRUZIONI D'USO
-  INSTRUCTIONS MANUAL
-  INSTRUCTIONS D'EMPLOI
-  BEDIENUNGSANLEITUNG
-  INSTRUCCIONES PARA EL USO

Read the instructions carefully before charging.
For internal use only/Do not expose to the weather

DESCRIPTION:

NE244-T is a charger for gel, AGM and lead acid batteries. The batteries must have a nominal voltage of 12V and a capacity of between 50 and 85Ah.




OPERATION:

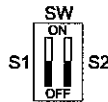
The battery charger uses a combination of charge at constant current and constant voltage. This makes possible a significant reduction of the charging time and prevents permanent damage to the battery. Use the dip switches to choose the charging algorithm according to the type of battery. With the main connection, the red led is on for a moment then the yellow led is on and finally the green led flashes to indicate which algorithm is selected via dip switches (see table).

VISUAL SIGNALS:

When the main is present

Regular charge

- Red:  First phase of charge
- Yellow:  Second phase of charge
- Green:  Battery charged - Maintenance phase






S1	S2	Algorithm	Number of flashes of the green LED at switch on
OFF	OFF	IUI0-Lead acid	1
ON	ON	IUI0-Gel TR	2
OFF	ON	IUU0-Gel or AGM	3
ON	OFF	IUI0-Gel SO	4

Alarms

- Yellow ON + 1 flashing green LED: Battery disconnected or reverse polarity or short circuit
- Yellow ON + 2 flashing green LED: Alarm time-out: damaged battery
- Yellow ON + 3 flashing green LED: Faulty battery charger
- Red ON + 1 flashing green LED: Overtemperature

Without the main power

- Green:  Battery charged
- Yellow:  Battery nearly low
- Blinking red:  Battery low, the inhibit signal is active

Without the main power all the LED are off in 5 min. if the battery voltage stay stable (this option to reduce the power consumption). If the battery charger is connected to a battery and the battery is on use, the fluctuation of the voltage will be detected from the battery charger and this the indication of the LED ON.

If the Red LED is ON is recommended to charge the battery as soon as possible to avoid battery damaging of deep discharging.

TECHNICAL CHARACTERISTICS:

- Input: 100-240Vac 2A - 1A 50/60Hz
- Output: 12Vdc - 8A
- Battery: 50 - 85Ah
- Inhibit outputs: Enablement relay aspirator/brush. Output enabled by its switch (when the main supply is present or without main but with discharge battery, the outputs anyway are disabled)

PROTECTIONS:

- Input fuse : 4A 250V delayed (internal fuse)
- Reverse polarity
- Short circuit
- Overcurrent
- Overvoltage
- Overtemperature

ATTENTION:

- Keep the battery charger in a dry, well-aired place.
- Do not to obstruct the air inlet ones placed on the cover.
- Do not carry out any maintenance without disconnecting from the main supply.
- Do not recharge batteries that are not rechargeable.
- Disconnect the power supply before connecting or disconnecting the battery connection.
- Lead-acid storage batteries produce internal explosive gasses when re-charging: take care not to cause flames or sparks and place the batteries in a well-aired place.
- If the power supply wire or connection clamps to the battery are damaged, replace them with similar items provided by the manufacturer or after-sales service.
- This appliance is not intended for use by persons (including children) with reduced physical, sensory or mental capabilities, or lack of experience and knowledge, unless they have been given supervision or instruction concerning use of the appliance by a person responsible for their safety. Children should be supervised to ensure that they do not play with the appliance.

CONNECTIONS:

- Input: Connector 2-way IEC EN60320 C18
- Output: Connector 2-way CKM03
 - pin.1 Enablement relay aspirator (white cable AWG18)
 - pin.2 - Battery (black cable AWG14)
 - pin.3 + Battery (red cable AWG14)
 - pin.4 Enablement relay brush (white cable AWG18)
- Aspirator/brush switch: cable 2x0,75mmq

P=0,81Kg

